



You can use this chart to keep track of money earned & designate how much of it you will spend, save, or share.

© 2016 by Jennifer Flanders. For more free printables, please visit www.flandersfamily.info





You can use this chart to keep track of money earned & designate how much of it you will spend, save, or share.

Earnings are immediately divided into 3 categories: spend, save, and share (our kids do 40%, 50%, and 10% respectively)

Keep a running total for each of these accounts

A simple line drawing of a loaf of bread with a slice cut out. The slice is shown separately in the foreground, revealing a porous, dotted interior texture. A long, thin object, possibly a knife or a stick, is positioned vertically to the right of the bread.





© 2016 by Jennifer Flanders. For more free printables, visit www.flandersfamily.info



Brainstorming Exercise #1: Ways to Make Money

name: Example Sheet



Providing Services	Selling Goods
walking dogs	homemade bread
babysitting	baked goods
lawn mowing/ yardwork	eggs
house sitting	produce
tutoring	craft projects
website building	reselling stuff on eBay
house cleaning	balloon sculptures
waiting tables	lemonade
party entertainment	portraits
photography	handmade jewelry
lifeguarding	knitted caps/scarves
clothes alteration	recycled trash
face painting	
<p>Some of these ideas (like tutoring or house sitting) do not require any supplies or special equipment.</p>	
<p>You'll need to keep track of how much money is spent on materials, and deduct that from selling price to determine profit.</p>	



Brainstorming Exercise #2: Working Out the Details

name: _____

Pick 2–3 of your favorite ideas from exercise #1 to expand upon

product or service: _____

special training required: _____

supplies needed: _____

cost of supplies/training: _____

time involved: _____

how I'll advertise: _____

price I'll charge: _____

product or service: _____

special training required: _____

supplies needed: _____

cost of supplies/training: _____

time involved: _____

how I'll advertise: _____

price I'll charge: _____

product or service: _____

special training required: _____

supplies needed: _____

cost of supplies/training: _____

time involved: _____

how I'll advertise: _____

price I'll charge: _____



Brainstorming Exercise #2: Working Out the Details

name: Example Sheet

Pick 2–3 of your favorite ideas from exercise #1 to expand upon

product or service: babysitting
special training required: Red Cross babysitting/CPR class
supplies needed: a few coloring books/children's games (opt)
cost of supplies/training: \$20/class; \$15/optional supplies
time involved: evenings and weekends as needed
how I'll advertize: word of mouth
price I'll charge: \$10/hour

product or service: mowing lawns
special training required: experience mowing my own lawn
supplies needed: a lawn mower and a weed-whacker
cost of supplies/training: \$250
time involved: 30 min. - 2 hrs (depending on size of yard)
how I'll advertize: door-to-door in my neighborhood
price I'll charge: \$35-\$100/lawn (depending on size of yard)

product or service: _____
special training required: _____
supplies needed: _____
cost of supplies/training: _____
time involved: _____
how I'll advertize: _____
price I'll charge: _____



Use this sheet to keep track of any supplies or services you must purchase to make your business successful.

© 2016 by Jennifer Flanders. For more free printables, visit www.flandersfamily.info



Use this to keep track of any/all money coming into your business

© 2016 by Jennifer Flanders. For more free printables, visit www.flandersfamily.info



Earnings Report for the Year 20__

name: _____

Use this form to track trends in monthly earnings and assess annual business growth and predict future business needs.

Month	Money In	Money Out	Net Profit	Notes
January				
February				
March				
April				
May				
June				
July				
August				
September				
October				
November				
December				
TOTALS:				